



Ministry of Health and Sports (Myanmar)

Department of Public Health

Central Epidemiology Unit

(25 September 2020)

Coronavirus Disease 2019 (COVID-19)

Situation Report - 171

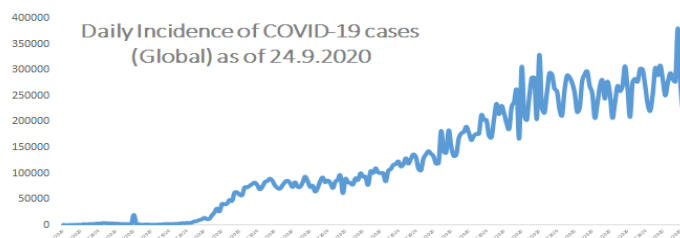
Data as reported by States and Regions by 24 September 2020

WHO Coronavirus Disease (COVID-19) Dashboard data as of 5:05 PM CEST 24 September 2020

Confirmed cases
31,798,308

Deaths
973,653

Case Fatality Rate
3.1 %



Myanmar Situation

Total Tested
242,457

Confirmed Cases
8,514

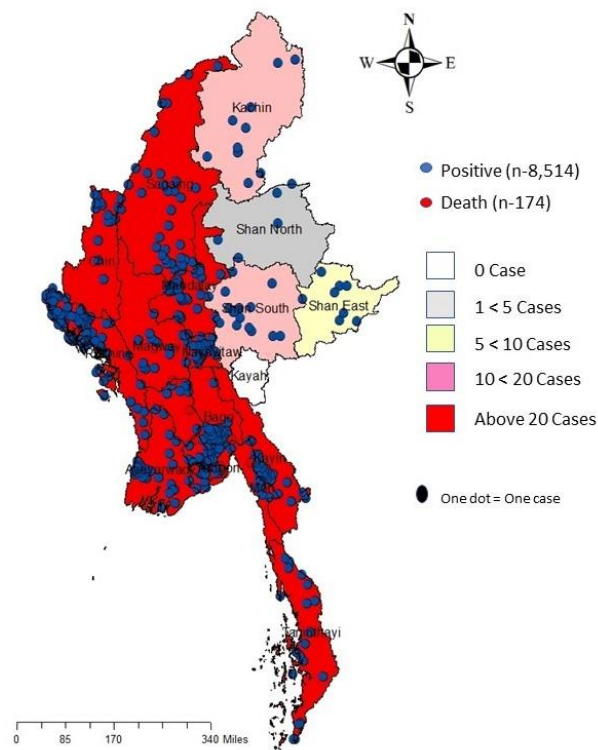
Negative
233,943

Discharged
2,517
29.6% of Confirmed cases

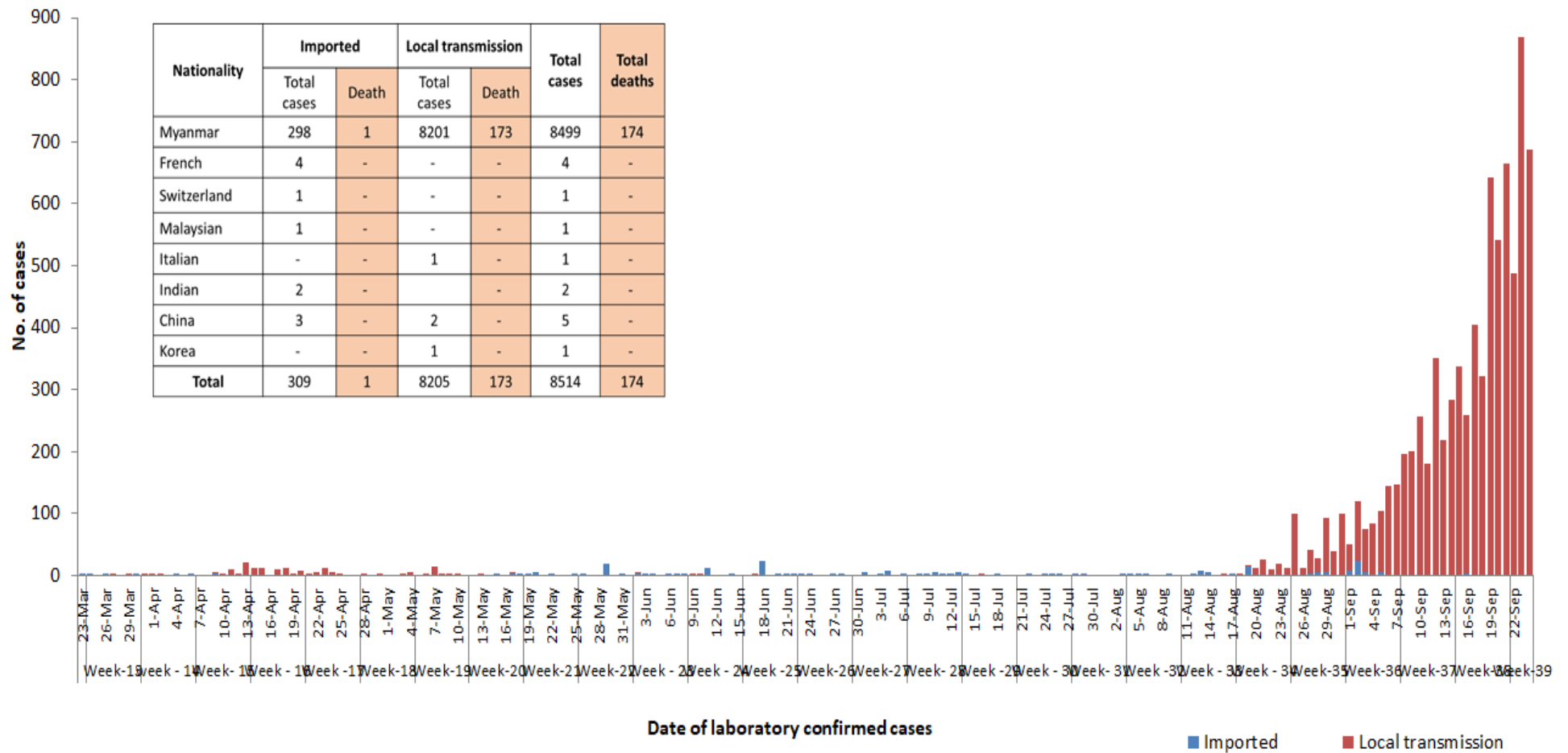
Death
174
2% of Confirmed cases

| No | State/Region | COVID –19 Confirmed case | New confirmed cases within 24 hours | Deaths |
|--------------|--------------|--------------------------|-------------------------------------|------------|
| 1 | Yangon | 6,106 | 586 | 163 |
| 2 | Rakhine | 1,241 | 29 | 3 |
| 3 | Bago | 254 | 7 | 2 |
| 4 | Mandalay | 234 | 18 | 1 |
| 5 | Mon | 210 | 10 | 2 |
| 6 | Ayeyarwaddy | 153 | 25 | - |
| 7 | Naypyitaw | 120 | 1 | 1 |
| 8 | Sagaing | 42 | 8 | - |
| 9 | Kayin | 38 | - | - |
| 10 | Magway | 29 | - | - |
| 11 | Chin | 24 | - | - |
| 12 | Thanintharyi | 20 | 3 | 1 |
| 13 | Shan (South) | 18 | - | 1 |
| 14 | Kachin | 13 | - | - |
| 15 | Shan (East) | 8 | - | - |
| 16 | Shan (North) | 4 | - | - |
| 17 | Kayah | - | - | - |
| Total | | 8,514 | 687 | 174 |

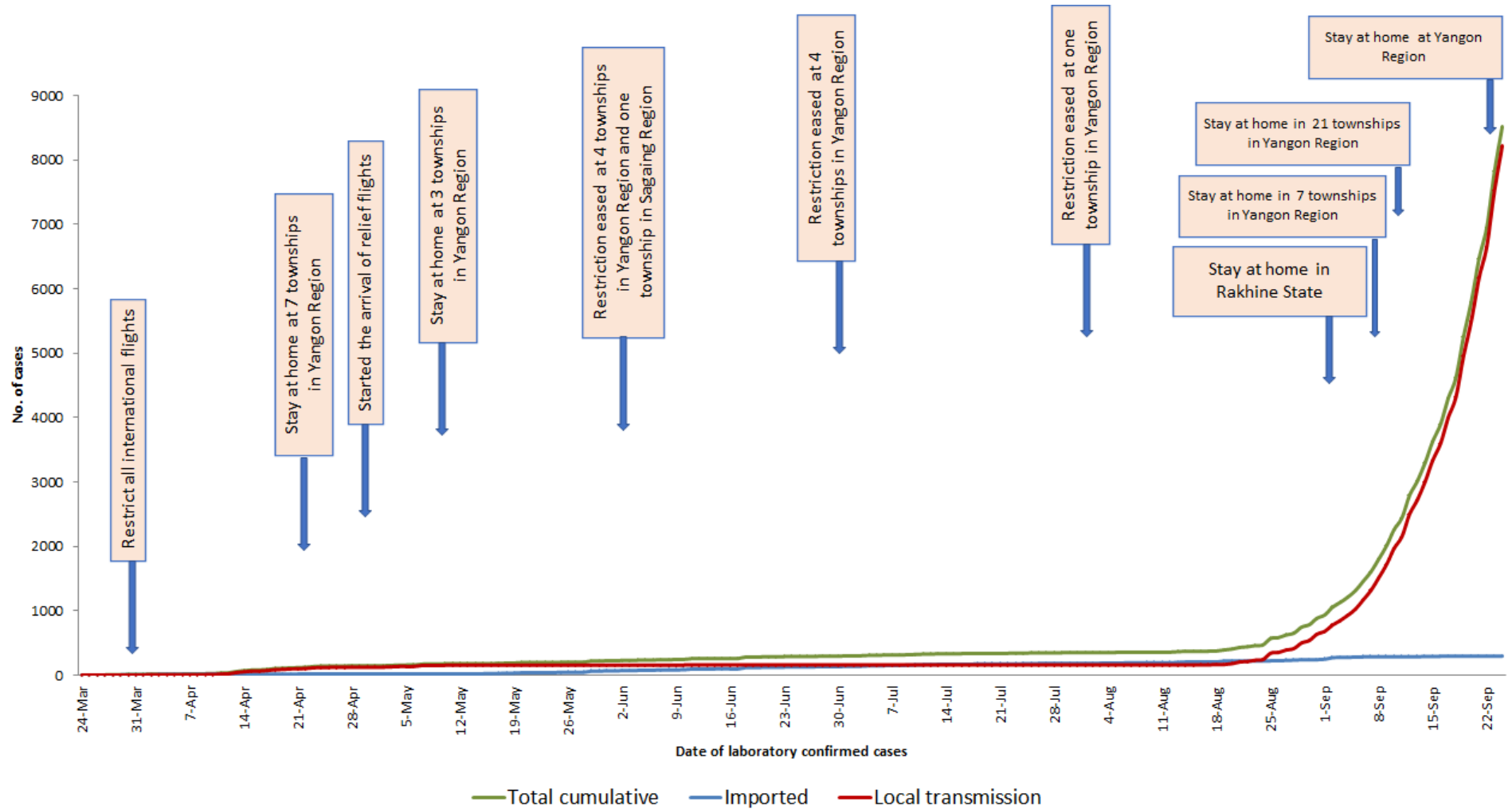
Map showing COVID-19 laboratory confirmed cases



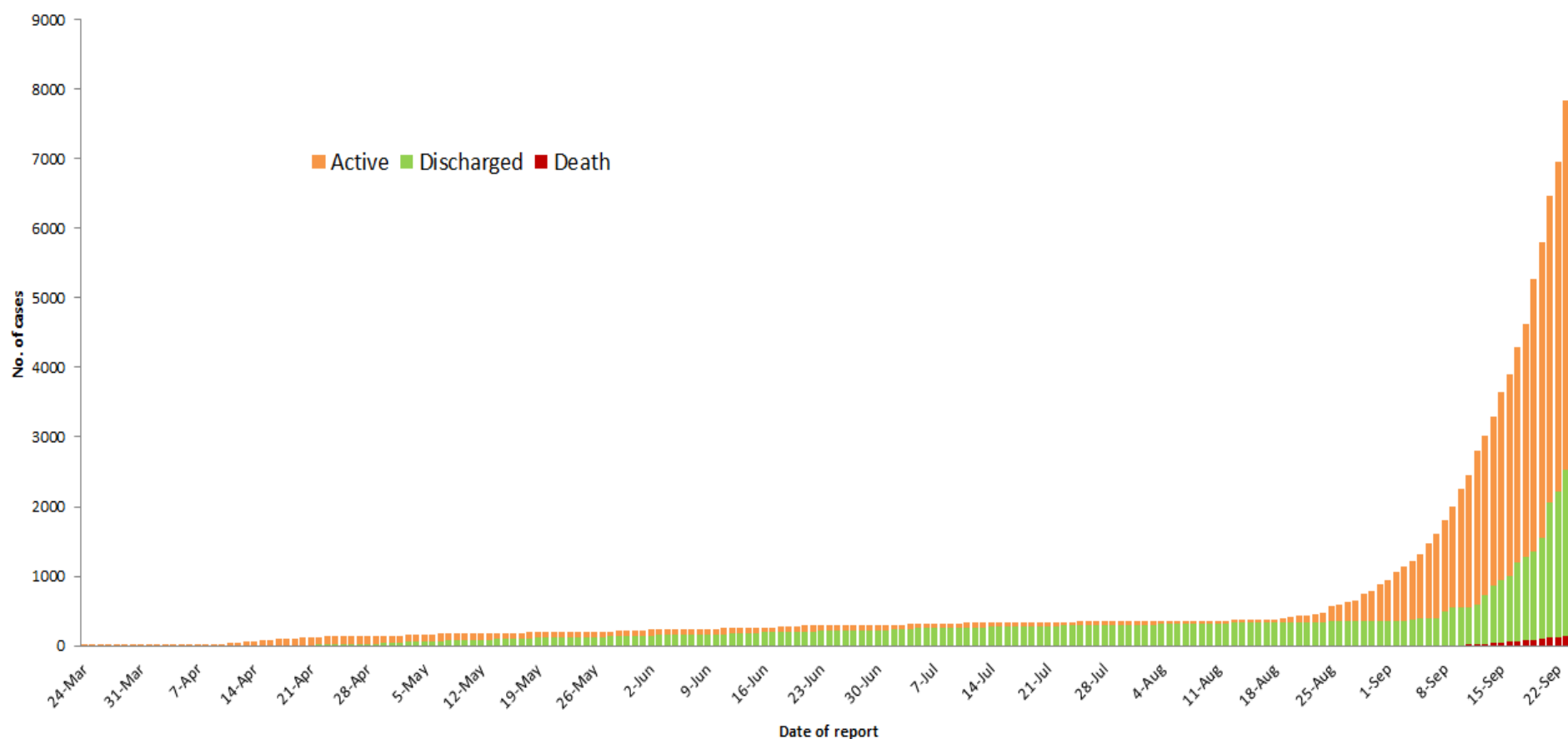
COVID-19 confirmed cases by types of transmissions (as of 24.9.2020) n=8,514



Total laboratory confirmed cases by date (as of 24.9.2020), n= 8,514



Cumulative Number of active confirmed cases, recovered and deaths (23.3.2020 – 24.9.2020), n (cumulative)=8,514



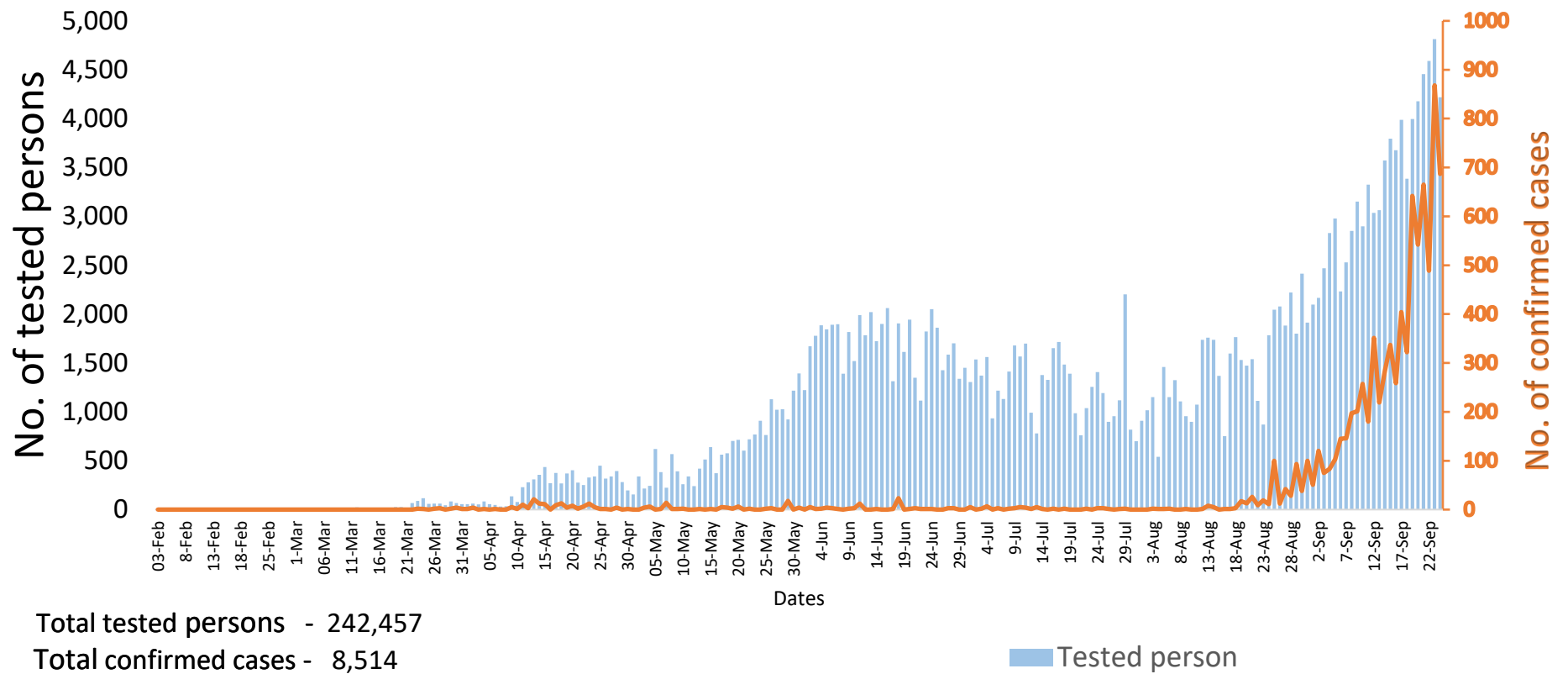
| Summary of current situation | | |
|--|------------------------------|-------------------------|
| Type | New (23.9.2020-24.9.2020) | Total (on 24.9.2020) |
| Suspected and Person Under Investigation (PUI) | 416 | 1222 |
| Hospital Quarantine | 75 | 498 |
| Facility Quarantine | 4,806 | 47,870 |

| Person under Investigation (PUI) by State/Region hospitals (31.1.2020 – 24.9.2020) n= 13,296 | | | No. of Facility Quarantine sites and Quarantined people on 24.9.2020 | | | |
|--|--------------|--------|--|--------------|-------------------|-------------------------|
| No. | State/Region | PUI | No. | State/Region | No. of facilities | Total no. of quarantine |
| 1 | Yangon | 7813 | 1 | Ayeyarwaddy | 1119 | 7923 |
| 2 | Mandalay | 2152 | 2 | Bago | 1011 | 7684 |
| 3 | Mon | 577 | 3 | Yangon | 101 | 5857 |
| 4 | Kayin | 459 | 4 | Magway | 632 | 4589 |
| 5 | Magway | 375 | 5 | Sagaing | 625 | 4066 |
| 6 | Shan (N) | 315 | 6 | Mandalay | 472 | 3390 |
| 7 | Bago | 296 | 7 | Mon | 139 | 3048 |
| 8 | Rakhine | 287 | 8 | Kachin | 241 | 2414 |
| 9 | Ayeyarwaddy | 235 | 9 | Kayin | 377 | 2083 |
| 10 | Shan (E) | 136 | 10 | Rakhine | 303 | 1481 |
| 11 | Shan (S) | 133 | 11 | Shan South | 133 | 1292 |
| 12 | Thanintharyi | 122 | 12 | Naypyitaw | 13 | 1287 |
| 13 | Sagaing | 115 | 13 | Tanintharyi | 153 | 1193 |
| 14 | Kayah | 86 | 14 | Shan North | 338 | 699 |
| 15 | Naypyitaw | 84 | 15 | Chin | 26 | 346 |
| 16 | Kachin | 64 | 16 | Kayah | 12 | 343 |
| 17 | Chin | 47 | 17 | Shan East | 16 | 175 |
| Total | | 13,296 | Total | | 5,711 | 47,870 |

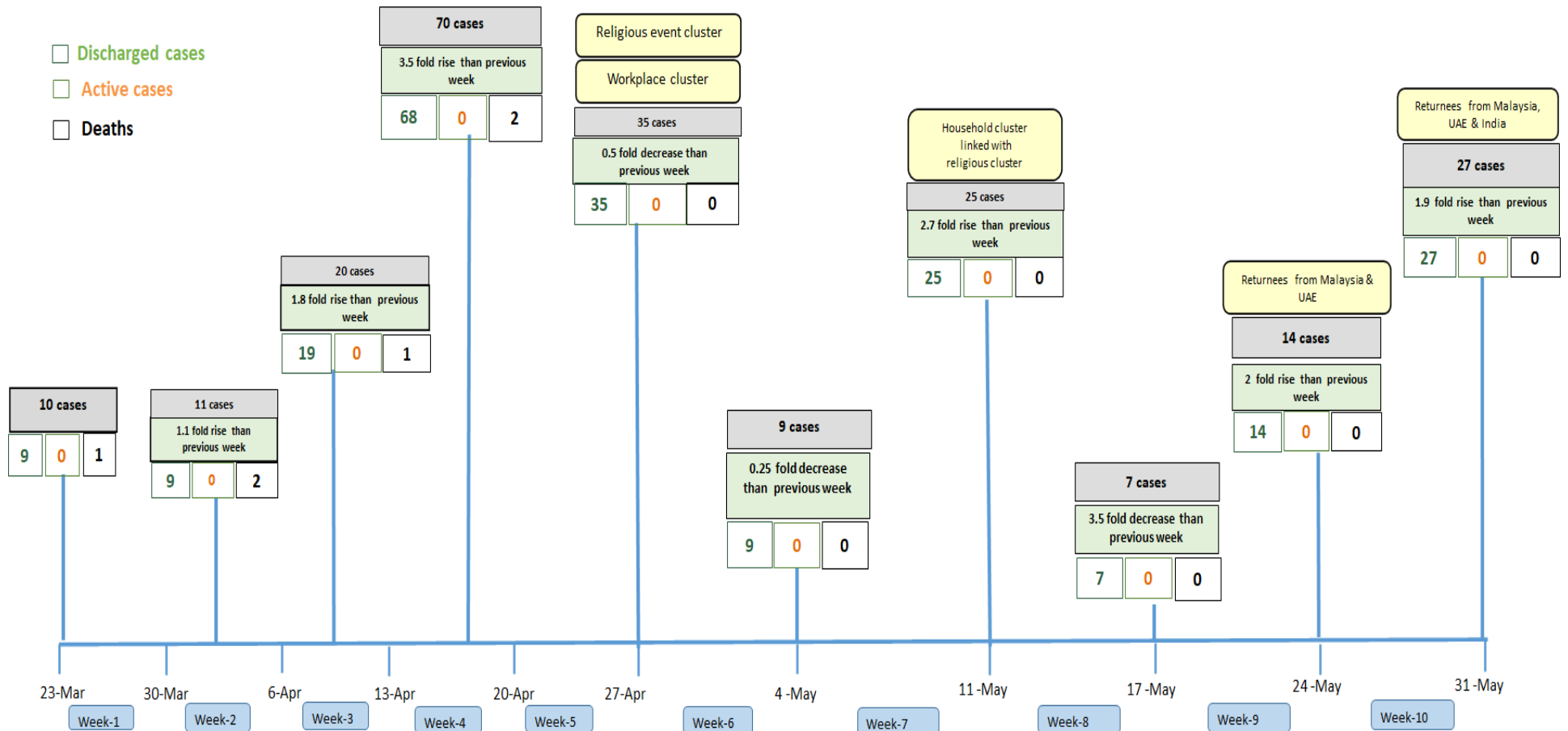
*Facility quarantine rule changed from 21 days to 14 days on 11-9-2020 while 7 days home quarantine rule remain unchanged.

- First two confirmed cases were detected on 23 March 2020.
- Local transmission are increased during April and May 2020 due to big religious cluster in Yangon.
- After religious cluster, imported cases were mainly detected due to returnees from other countries.
- In August, local transmission were dramatically raised in Rakhine State firstly and other big clusters were detected in –
 - Mandalay- Myingyan cluster
 - Yangon – Thingangyun cluster.

COVID-19 confirmed cases among tested by date (as of 24.9.2020)

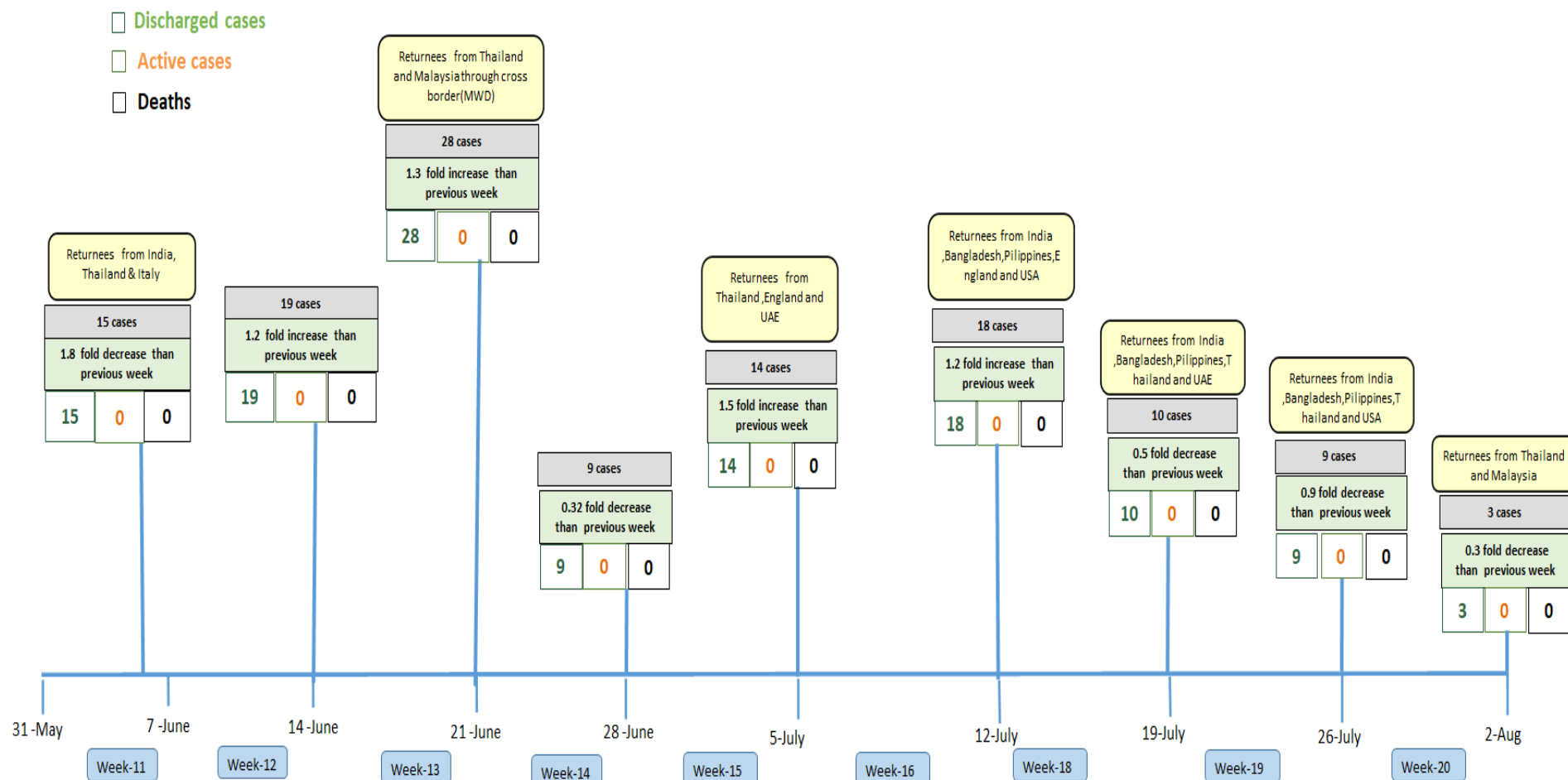


Summary of new confirmed cases detection after first two cases (as of 24.9.2020)



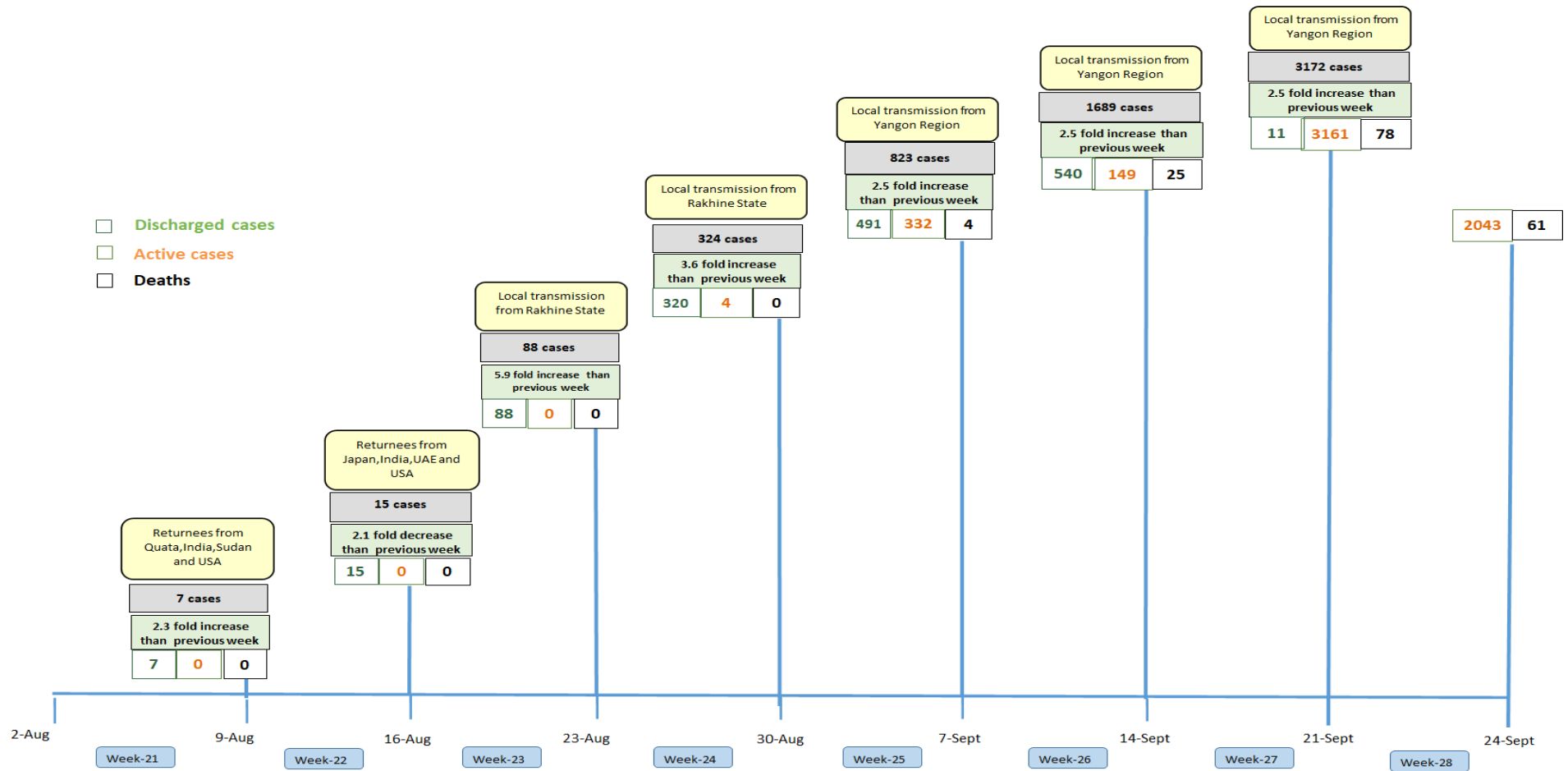
- Confirmed cases were detected as a peak in the 4th week after first confirmed cases due to the religious event cluster.
- Confirmed cases were decreased but still raised than the first 3 weeks due to the religious event cluster and workplace cluster.
- There were an increased in numbers of cases in the 7th week after the first two cases due to the household cluster linked with a religious cluster.
- Confirmed cases were detected by a nearly two-fold rise in the 9th and 10th weeks after the first two cases because of returnees coming back by relief flights.

Summary of new confirmed cases detection after first two cases (as of 24.9.2020)



- Confirmed cases were detected as a peak in the 4th week after first confirmed cases due to the religious event cluster.
- Confirmed cases were decreased but still raised than the first 3 weeks due to the religious event cluster and workplace cluster.
- There were an increased in numbers of cases in the 7th week after the first two cases due to the household cluster linked with a religious cluster.
- Confirmed cases were detected by a nearly two-fold rise in the 9th and 10th weeks after the first two cases because of returnees coming back by relief flights.

Summary of new confirmed cases detection after first two cases (as of 24.9.2020)



- Confirmed cases were detected as a peak in the 4th week after first confirmed cases due to the religious event cluster.
- Confirmed cases were decreased but still raised than the first 3 weeks due to the religious event cluster and workplace cluster.
- There were an increased in numbers of cases in the 7th week after the first two cases due to the household cluster linked with a religious cluster.
- Confirmed cases were detected by a nearly two-fold rise in the 9th and 10th weeks after the first two cases because of returnees coming back by relief flights.

Timeline of Preparedness and Response to COVID-19 in Myanmar (as of 24.9.2020)

